

FY 2018

October 1, 2017 – September 31, 2018

# Annual Listing of Federally Obligated Projects



## **Purpose of this Report**

Federal Laws, under Moving Ahead for the Progress in the 21<sup>st</sup> Century (MAP-21) and Fixing America's Surface Transportation Act (FAST ACT), requires that the Capital Region Metropolitan Organization, hereafter referred as "CRMPO", to publish a listing of projects using federal funds obligated annually.

The Federal Metropolitan Planning statute states:

*“An annual listing of projects, including investments in pedestrian walkways and bicycle transportation facilities, for which Federal funds have been obligated in the preceding year shall be published or otherwise made available by the cooperative effort of the State, transit operator and metropolitan planning organization for public review. The listing shall be consistent with the categories identified in the TIP.”*

The annual listing provides a record of project delivery for the previous federal fiscal year. This report will list all transportation projects authorized between October 1, 2017 and September 30, 2018. The listing is also intended to increase the awareness of government spending on transportation projects to the public. Obligations of federal funds means that a project has received federal commitment for reimbursement and does not necessarily mean that the project was initiated or completed in that year or indicate the total cost of that project.

This document is available for download on the CRPC website at <https://crpcla.org/>, under Publications

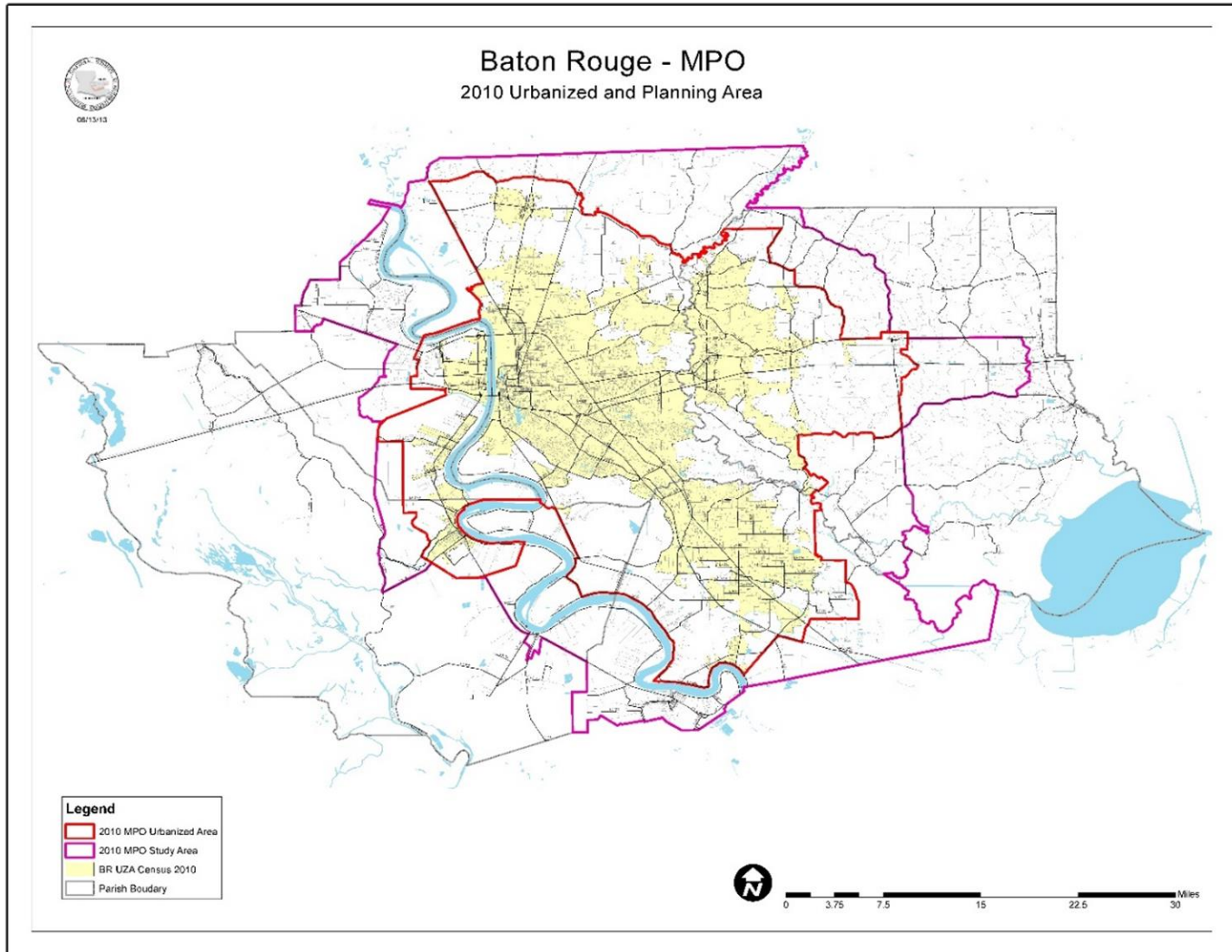
## **Background**

Capital Regional Planning Commission is the Metropolitan Planning Organization (MPO) for the Baton Rouge urbanized area. Every metropolitan area with a population of more than 50,000 persons has a designated MPO in order to qualify for federal highway and transit funding. The MPO study area includes the entirety of East Baton Rouge and Ascension Parish and the urbanized portions of West Baton Rouge, Livingston and Iberville Parish. This area contains the municipalities of Baton Rouge, Zachary, Baker, Central, Denham Springs, Walker, Livingston, Gonzales, Sorrento, Donaldsonville, Port Vincent, French Settlement, St. Gabriel, White Castle, Plaquemine, Addis, Brusly, and Port Allen. The MPO study area (Figure 1) is comprised of the Baton Rouge Urbanized Area (defined by the 2010 U.S. Census) and the greater Metropolitan Planning Area (MPA). Throughout this document this geographic area is referred to as the CRMPO.

CRMPO has responsibility for planning, programming, and coordinating federal-aid transportation investments within the Baton Rouge urbanized area. CRMPO is statutorily mandated to assess the transportation needs and deficiencies of the region with direction from public officials, citizens, modal representatives and federal, state and local planning departments. One of the primary tasks is to carry out the metropolitan transportation planning process that guides investment in the regional transportation system. As established by federal regulation, the Metropolitan Transportation Plan (MTP) “shall include both long-range and short-range strategies/actions that lead to the development of an integrated, multimodal, transportation system that facilitates the safe and efficient movement of people and goods in addressing current and future transportation demand.” (23 CFR 450.422, Federal Register May 27, 2016).

The planning process produces a suite of federally-mandated documents that guide investment: the long-range Metropolitan Transportation Plan (MTP), the Transportation Improvement Plan (TIP), which programs the implementation of specific projects to address the identified issues and needs, and the annual Unified Planning Work Program (UPWP).

Capital Region Planning Commission  
ANNUAL LISTING OF FEDERALLY OBLIGATED PROJECTS



**Figure 1. Capital Region MPO Urbanized Planning Area**

Adoption of the MTP is the first step towards the implementation of a transportation project. Following formal adoption of the plan, a project can be programmed for design, right-of-way acquisition, or construction in the short-range Transportation Improvement Program (TIP), which identifies funding sources and the estimated amount of funding to be used. TIP is a management tool for implementing the projects programmed in the MTP. The projects in the TIP move towards implementation once the funds are obligated to them.

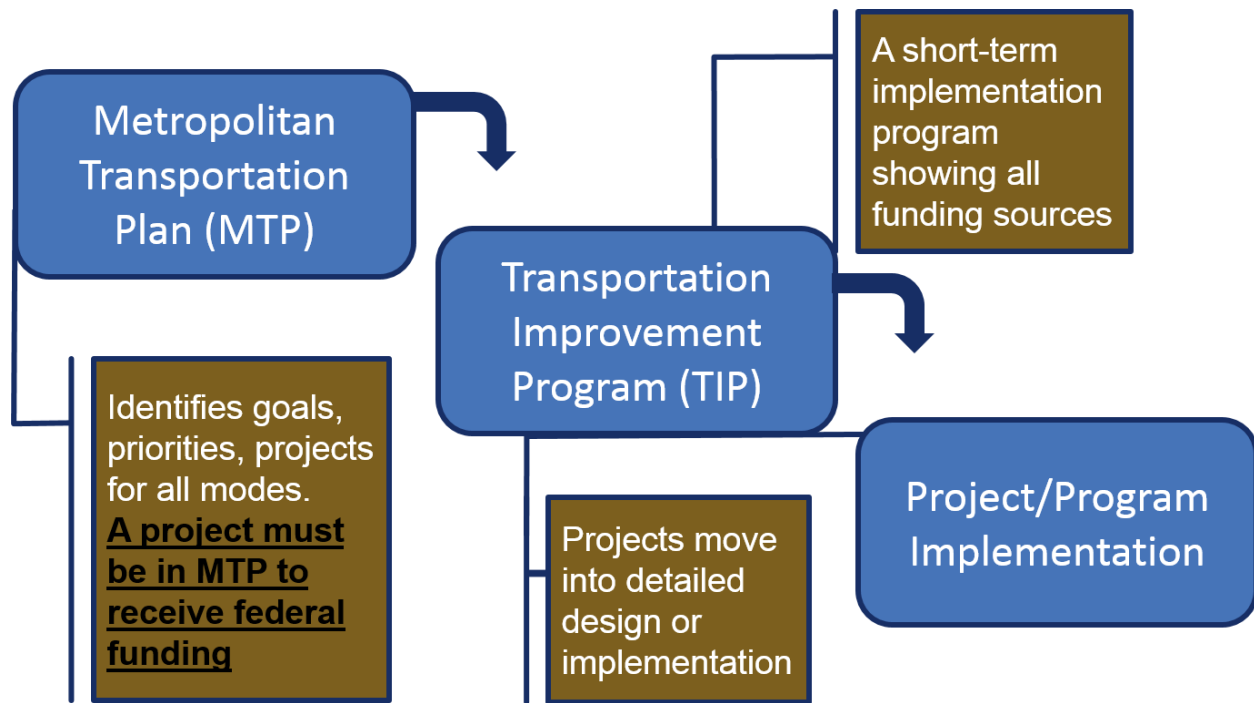


Figure 2: MPO Project Development and Implementation Process

## Obligation Report

This report documents all the federally funded highway and transit projects or phases that have been obligated in the federal fiscal year 2018.

While federal funding is included in this report, no local or state funds are reported. During FY 2018, federal funding was distributed through the following funding categories:

- **Congestion Mitigation and Air Quality Improvement Program (CMAQ)** funding for projects that demonstrate the three following factors: transportation identity, emissions reduction, and location in or benefitting a nonattainment or maintenance area.

- **Highway Safety Improvement Program (HSIP)** The goal of the program is to achieve a significant reduction in traffic fatalities and serious injuries on all public roads, including non-State-owned public roads and roads on tribal lands. The HSIP requires a data-driven, strategic approach to improving highway safety on all public roads that focuses on performance.
- **Federal Surface Transportation Program (STP)** This funding may be used for safety infrastructure improvements during preliminary engineering, design, and construction.
- **National Highway Performance Program (NHPP)** provides support for the condition and performance of the National Highway System (NHS), for the construction of new facilities on the NHS, and to ensure that investments of Federal-aid funds in highway construction are directed to support progress toward the achievement of performance targets established in a State's asset management plan for the NHS.
- **ER Funding** emergency supplemental appropriations to help states respond and recover from recent hurricanes, wildfires and other disasters.
- **Recreational Trails Program (RTP)** provides funds to the States to develop and maintain recreational trails and trail related facilities for both nonmotorized and recreational trail uses.
- **Safe Routes to School Program (SRTS)** an approach that promotes walking and bicycling to school through infrastructure improvements, enforcement, tools safety education, and incentives to encourage walking and bicycling to school.
- **Railway – Highway Grade Crossing Program** This program provides funds for the elimination of hazards at railway-highway crossings.



Capital Region Planning Commission  
ANNUAL LISTING OF FEDERALLY OBLIGATED PROJECTS

- **Surface Transportation Program (STP >200k)** is used within the metropolitan area to fund roadway reconstruction, rehabilitation, traffic operational improvements, bicycle and pedestrian facilities, and studies.
- **Surface Transportation Program (STP Flex)** is a flexible funding category that is typically used by LaDOTD to fund roadway reconstruction, Intelligent Transportation System (ITS) projects, or bridge or interchange work.
- **FTA Section 5307** funds are used for capital, operating assistance, preventive maintenance and planning purposes for mass transportation improvements in urbanized areas.
- **FTA Section 5317 New Freedom** grants fund projects that create or enhance public transportation services and remove barriers for the disabled. New Freedom projects must be new (i.e., non-operational and/or unfunded prior to 2005) and must exceed the current requirements of the Americans with Disabilities Act of 1990. Activities funded by New Freedom must derive from the regional Coordinated Human Services Transportation Plan.
- **Bus Rapid Transit (BRT)** a bus based public transportation system designed to improve capacity and reliability to a conventional bus system. BRT aims to combine the capacity and speed of a metro with flexibility, lower cost and simplicity of a bus system

Some projects include a mixture of different federal funding categories, and thus one project line under one funding source does not necessarily equal the total obligated funding for that project. Table 1-3 below are based on records obtained from LaDOTD, FHWA, CATS and FTA, as CRMPO does not directly participate in the obligation prices

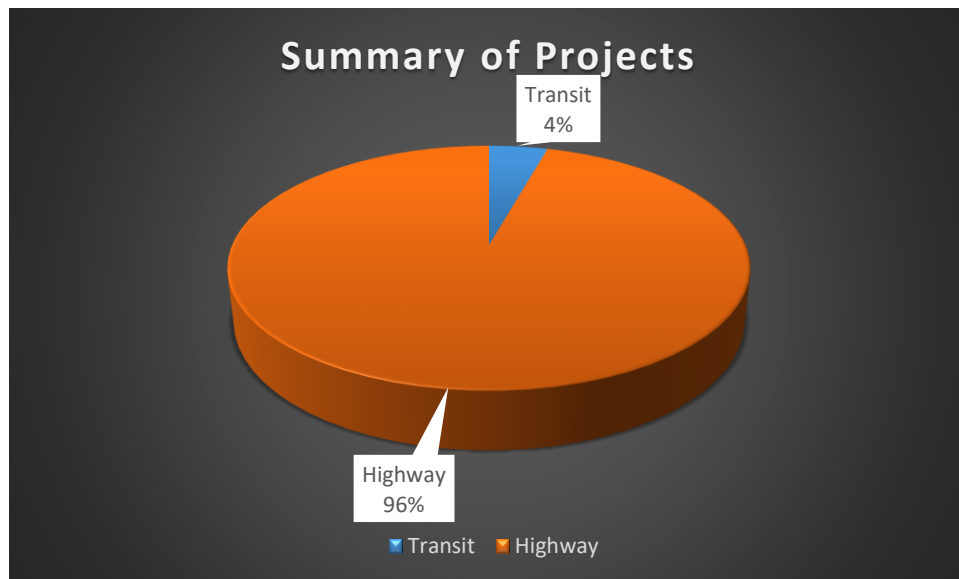
## Public Involvement

CRPC aims to proactively engage the public in the regional transportation planning process and embraces federal requirements that MPOs provide the public with complete information, timely public notice, full public access to key decisions, and early and continuing involvement in developing the LRTP, TIP, and other products. CRPC’s public involvement strategies include presenting information and educating the public, continually soliciting public input, helping information flow between the public and decision makers, and considering and responding to public concerns.

## Summary of Federally Obligated Projects

A total of \$139.81 million was obligated in FY 2018 for 83 transportation projects. Of this, \$139.81 million was for highway/bridge projects and \$9.44 million for transit projects. Highway Projects accounted for 96 percent of funds with transit accounted for the remaining 4 percent.

Figure 2 below illustrates the distribution of funds between transit and highway projects:



**Figure 2. FY 2018 Federally Obligated Projects Summary**



Capital Region Planning Commission  
ANNUAL LISTING OF FEDERALLY OBLIGATED PROJECTS

**Table 1. List of Highway Project FY 2018**

Project Number	Prefix	Total of all funds	Phase	Project Limits	Project Description	FHWA Auth Date	Parish
H.007963	RCAF	\$57,056.42	Engineering	BLACKWATER BAYOU BRIDGE	New Bridge	17-Oct-17	EBR
H.007963	STP FLEX	\$31,984.66	Engineering	BLACKWATER BAYOU BRIDGE	New Bridge	17-Oct-17	EBR
H.010661	FBR-OFF	\$2,582,465.80	Construction	N. FLANNERY/FIREWOOD/CLOVERLAND BRIDGES	New Bridge	17-Oct-17	EBR
H.010565	STP FLEX	\$194,856.82	Engineering	ACADIAN STREET PUMPING STATION	Upgrade Pumping Station	19-Oct-17	EBR
H.002375	STP FLEX	\$239,984.00	ROW	AMITE R.BR. NEAR FRENCH SETTLEMENT	New Bridge	25-Oct-17	LIV
H.013115	NHPP	\$2,087,048.45	Construction	I-110: 625' S OF SPANISH TOWN RD - US 61	Patching	25-Oct-17	EBR
H.011824	STP FLEX	\$446,008.00	ROW	LA 1026: ROUNDABOUT AT BUDDY ELLIS RD	Intersection Improvements	14-Nov-17	LIV
H.013234	RAIL	\$625,036.51	Construction	LA 22: KCS RR XING (SORRENTO)	Railroad Crossing	16-Nov-17	ASC
H.013073	HSIP	\$7,290.08	Feasibility	N. FOSTER DR-GREENWELL SPRGS RD PED IMP	Bike/Ped	20-Nov-17	EBR
H.012082	NHPP	\$198,532.42	Engineering	LA 1: PORT ALLEN BR INT REPAIRS (HBI)	Bridge	5-Dec-17	WBR
H.011502	STP FLEX	\$390,003.81	Construction	US 61: TURN LANE IMPROVEMENTS @ LA 621	Intersection Improvements	6-Dec-17	ASC
H.011502	NHPP	\$533,574.15	Construction	US 61: TURN LANE IMPROVEMENTS @ LA 621	Intersection Improvements	6-Dec-17	ASC
H.012422	NHPP	\$10,909,476.14	Construction	I-110: INTERCHANGE MODIFICATION @TERRACE	Intersection Improvements	13-Dec-17	EBR
H.012422	NHS	\$59,761.68	Construction	I-110: INTERCHANGE MODIFICATION @TERRACE	Intersection Improvements	13-Dec-17	EBR
H.012165	HSIP	\$708,272.53	Construction	I-12/LA 3002: INTERCHANGE IMPROVEMENTS	Intersection Improvements	26-Dec-17	LIV
H.000464	HSIP	\$7,488,607.83	Construction	US 190 & LA 1026 (ROUNDABOUT)	Intersection Improvements	5-Jan-18	LIV
H.013071	ER	\$236,821.70	Construction	N. RIVER ROAD - BRIDGE REPLACEMENT	New Bridge	11-Jan-18	LIV
H.011364	STP>200K	\$1,632,892.30	Construction	GOODWOOD BLVD REHAB (LOBDELL - AIRLINE)	Rehabilitation	31-Jan-18	EBR
H.012077	STP FLEX	\$71,615.36	Construction	LA 986: IMPROVEMENTS AT LA 415	Intersection Improvements	2-Feb-18	WBR
H.012749	EB	\$35,526.69	Engineering	SIGNAL COMMUNICATIONS UPGRADE PHASE 1	Signal Upgrades	5-Feb-18	LIV
H.012749	STP FLEX	\$224,136.00	Engineering	SIGNAL COMMUNICATIONS UPGRADE PHASE 1	Signal Upgrades	5-Feb-18	LIV
H.012276	HSIP	\$71,316.00	ROW	US 61: J-TURNS AT THOMAS RD.	Intersection Improvements	21-Feb-18	EBR
H.012912	NHPP	\$182,429.09	Construction	I-110: CONVENTION ST/FLORIDA ST RAMPS	Intersection Improvements	6-Mar-18	EBR
H.012240	STP FLEX	\$6,792.00	Utilities	LA 1: UP/INDUSTRY ABANDONED RR XINGS(WBR)	Railroad Crossing	7-Mar-18	WBR
H.012240	STP FLEX	\$768,659.31	Construction	LA 1: UP/INDUSTRY ABANDONED RR XINGS(WBR)	Railroad Crossing	9-Mar-18	WBR
H.013038	RTP	\$141,750.00	Construction	PORT ALLEN RECREATIONAL TRAIL	Bike/Ped	13-Mar-18	WBR
H.009762	TAP>200K	\$418,815.95	Construction	ENTERPRISE BLVD MULTI-USE PATH	Bike/Ped	14-Mar-18	IBER
H.011314	NHPP	\$2,971.50	Construction	LA 22: NEAR I-10 GEOMETRIC IMPROV	Intersection Improvements	15-Mar-18	ASC

Capital Region Planning Commission  
ANNUAL LISTING OF FEDERALLY OBLIGATED PROJECTS

H.011314	HSIP	\$6,125,329.76	Construction	LA 22: NEAR I-10 GEOMETRIC IMPROV	Intersection Improvements	15-Mar-18	ASC
H.011314	NHPP	\$248,632.48	Construction	LA 22: NEAR I-10 GEOMETRIC IMPROV	Intersection Improvements	15-Mar-18	ASC
H.012233	STP>200K	\$8,716,366.47	Construction	LA 3064 TO LA 1248 PHASE 1	Rehabilitation	20-Mar-18	EBR
H.013318	STP FLEX	\$2,731,532.21	Construction	LA 1248: LA 30 - I-10 NORTH C OF A (RT)	Rehabilitation	29-Mar-18	EBR
H.013397	NHPP	\$720,749.08	Construction	I-10 EB: PAVEMENT REPAIR AT W END MISS BR	Rehabilitation	6-Apr-18	WBR
H.011490	CMAQ	\$698,848.11	Construction	LA 30: TURN LANES@S.PURPERA & S. HODGESON	Intersection Improvements	10-Apr-18	ASC
H.011490	NHPP	\$441,483.85	Construction	LA 30: TURN LANES@S.PURPERA & S. HODGESON	Intersection Improvements	10-Apr-18	ASC
H.009651	NHPP	\$6,771,090.58	Construction	US 61/190: GREENWELL ST - MISS RIVER BR	Rehabilitation	17-Apr-18	EBR
H.013502	HSIP	\$360,012.68	Feasibility	2018-2023 SHSP CAPITAL REG. COALITION	Bike/Ped	18-Apr-18	EBR
H.012903	HSIP	\$1,352,513.60	Construction	LA 70: RCUT AT LA 3120	Intersection Improvements	25-Apr-18	ASC
H.012276	HSIP	\$928,602.00	Utilities	US 61: J-TURNS AT THOMAS RD.	Intersection Improvements	26-Apr-18	EBR
H.010649	STP>200K	\$1,095,125.95	Construction	EBR PARISHWIDE SIGNAL MODIFICATIONS	Signal Upgrades	16-May-18	EBR
H.010649	DEMO	\$1,594,634.47	Construction	EBR PARISHWIDE SIGNAL MODIFICATIONS	Signal Upgrades	16-May-18	EBR
H.013482	NHPP	\$144,053.79	Feasibility	I-10 WBR QUEUE WARNING SYSTEM PROJECT	Signal Upgrades	16-May-18	WBR
H.012964	NHPP	\$91,737.28	Engineering	US 61: BLUEBONNET BLVD - S END US 190	Rehabilitation	31-May-18	EBR
H.013191	NHPP	\$101,512.10	Engineering	LA 1: LA 75 - PORT ALLEN CANAL BR	Rehabilitation	31-May-18	WBR
H.008170	FBR-OFF	\$100,748.00	ROW	LA 1024 CREEK BRS. NEAR FRIENDSHIP	New Bridge	4-Jun-18	LIV
H.002375	STP FLEX	\$520,720.00	Utilities	AMITE R.BR. NEAR FRENCH SETTLEMENT	New Bridge	25-Jun-18	LIV
H.011774	HSIP	\$845,951.68	Construction	LA 327-S: GARDERE LANE PED IMPROVEMENTS	Bike/Ped	25-Jun-18	EBR
H.013024	TAP>200K	\$420,000.00	Construction	BATON ROUGE BIKE SHARE	Bike/Ped	6-Jul-18	EBR
H.013024	TAP-FLEX	\$396,200.00	Construction	BATON ROUGE BIKE SHARE	Bike/Ped	6-Jul-18	EBR
H.011451	STP>200K	\$3,759,168.16	Construction	LA 22 REHABILITATION	Rehabilitation	11-Jul-18	ASC
H.013483	STP FLEX	\$1,030,432.69	Construction	LA 327: PARISH LINE - LA 327-S (RT II)	Rehabilitation	20-Jul-18	EBR
H.013532	HSIP	\$79,240.00	Engineering	DENHAM SPRINGS ROAD SIGNING & STRIPING	Intersection Improvements	23-Jul-18	LIV
H.012082	NHPP	\$5,289,300.00	Construction	LA 1: PORT ALLEN BR INT REPAIRS (HBI)	New Bridge	9-Aug-18	WBR
H.012749	STP FLEX	\$1,929,360.06	Construction	SIGNAL COMMUNICATIONS UPGRADE PHASE 1	Signal Upgrades	13-Aug-18	LIV
H.013565	NHPP	\$242,053.30	Construction	I-10: PAVEMENT MARKER REPLACEMENT II	Rehabilitation	16-Aug-18	EBR
H.010124	HSIP	\$86,032.00	Utilities	LA 16: ROUNDABOUT @ LA 447	Roundabout	27-Aug-18	LIV
H.013261	STP FLEX	\$93,625.45	Feasibility	I-110 ITS DEPLOYMENT	System Upgrades	29-Aug-18	EBR
H.013630	STP>200K	\$105,000.00	Feasibility	BAKER AND DENHAM SPRINGS BIKE/PED PLANS	Bike/Ped	10-Sep-18	EBR/LIV
H.013566	NHPP	\$345,124.16	Construction	I-110: PAVEMENT MARKER REPLACEMENT I	Rehabilitation	12-Sep-18	EBR
H.011363	STP>200K	\$3,608,274.25	Construction	SHERWOOD (AIRLINE HWY TO OLD HAMMOND)	Rehabilitation	13-Sep-18	EBR
H.009783	TAP-FLEX	\$1,616,033.60	Construction	BR DOWNTOWN GREENWAY MULTI-USE PATH	Bike/Ped	17-Sep-18	EBR
H.002301	STP>200K	\$3,954,783.02	Construction	NORTH SHERWOOD FOREST DRIVE IMPROVEMENTS	Intersection Improvements	18-Sep-18	EBR
H.002301	STP FLEX	\$14,690,734.22	Construction	NORTH SHERWOOD FOREST DRIVE IMPROVEMENTS	Intersection Improvements	18-Sep-18	EBR

Capital Region Planning Commission  
ANNUAL LISTING OF FEDERALLY OBLIGATED PROJECTS

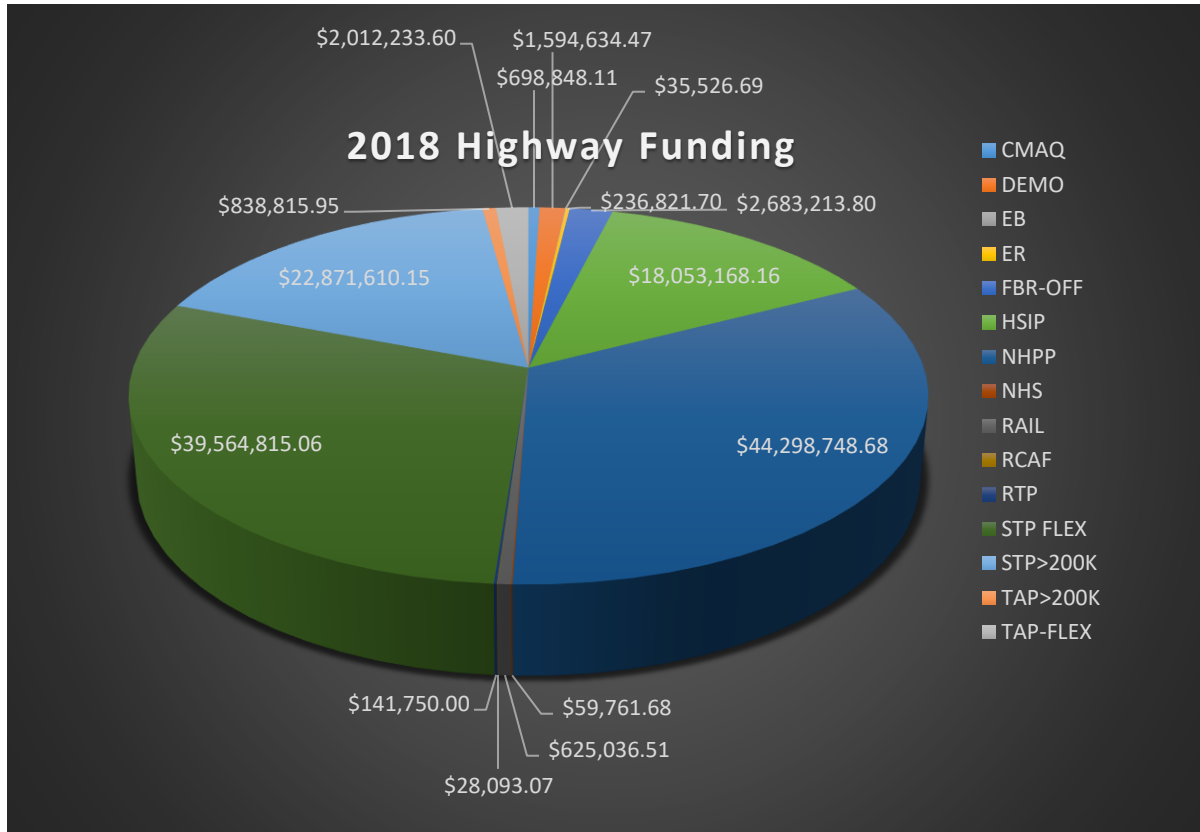
H.003047	STP FLEX	\$6,678,800.00	ROW	PECUE LANE/I-10 INTERCHANGE	Intersection Improvements	18-Sep-18	EBR
H.003047	NHPP	\$2,377,200.00	ROW	PECUE LANE/I-10 INTERCHANGE	Intersection Improvements	18-Sep-18	EBR
H.003047	STP FLEX	\$4,528,000.00	Utilities	PECUE LANE/I-10 INTERCHANGE	Intersection Improvements	18-Sep-18	EBR
H.013246	NHPP	\$1,373,913.26	Construction	LA 64: LA 1019 - LA 16	Rehabilitation	18-Sep-18	LIV
H.013579	STP FLEX	\$4,799,957.32	Construction	PECUE LANE/I-10 INTERCHANGE PHASE II	New Bridge	18-Sep-18	EBR
H.013579	NHPP	\$12,186,289.74	Construction	PECUE LANE/I-10 INTERCHANGE PHASE II	New Bridge	18-Sep-18	EBR
H.011098	NHPP	\$51,577.31	Engineering	LA 30: SOUTH BLVD - W CHIMES ST	Rehabilitation	21-Sep-18	EBR
H.011684	STP FLEX	\$187,613.15	Engineering	LA 327 SPUR: STARING LANE EXTENSION	New Road	25-Sep-18	EBR
	<b>TOTAL</b>	<b>\$133,772,040.98</b>					

**Table 2. Breakdown of Obligation Amounts by Funding Category**

Funding Source	Total
CMAQ	\$698,848.11
DEMO	\$1,594,634.47
EB	\$35,526.69
ER	\$236,821.70
FBR-OFF	\$2,683,213.80
HSIP	\$18,053,168.16
NHPP	\$44,298,748.68
NHS	\$59,761.68
RAIL	\$625,036.51
RCAF	\$58,056.42
RTP	\$141,750.00
STP FLEX	\$39,564,815.06
STP>200K	\$22,871,610.15
TAP>200K	\$838,815.95
TAP-FLEX	\$2,012,233.60
<b>Grand Total</b>	<b>\$133,743,077.63</b>

Since there are a large amount of funding sources for the highway projects, Table 2 is providing a listing of the project funding sources and amount, so the distribution of funds could be easier understood.

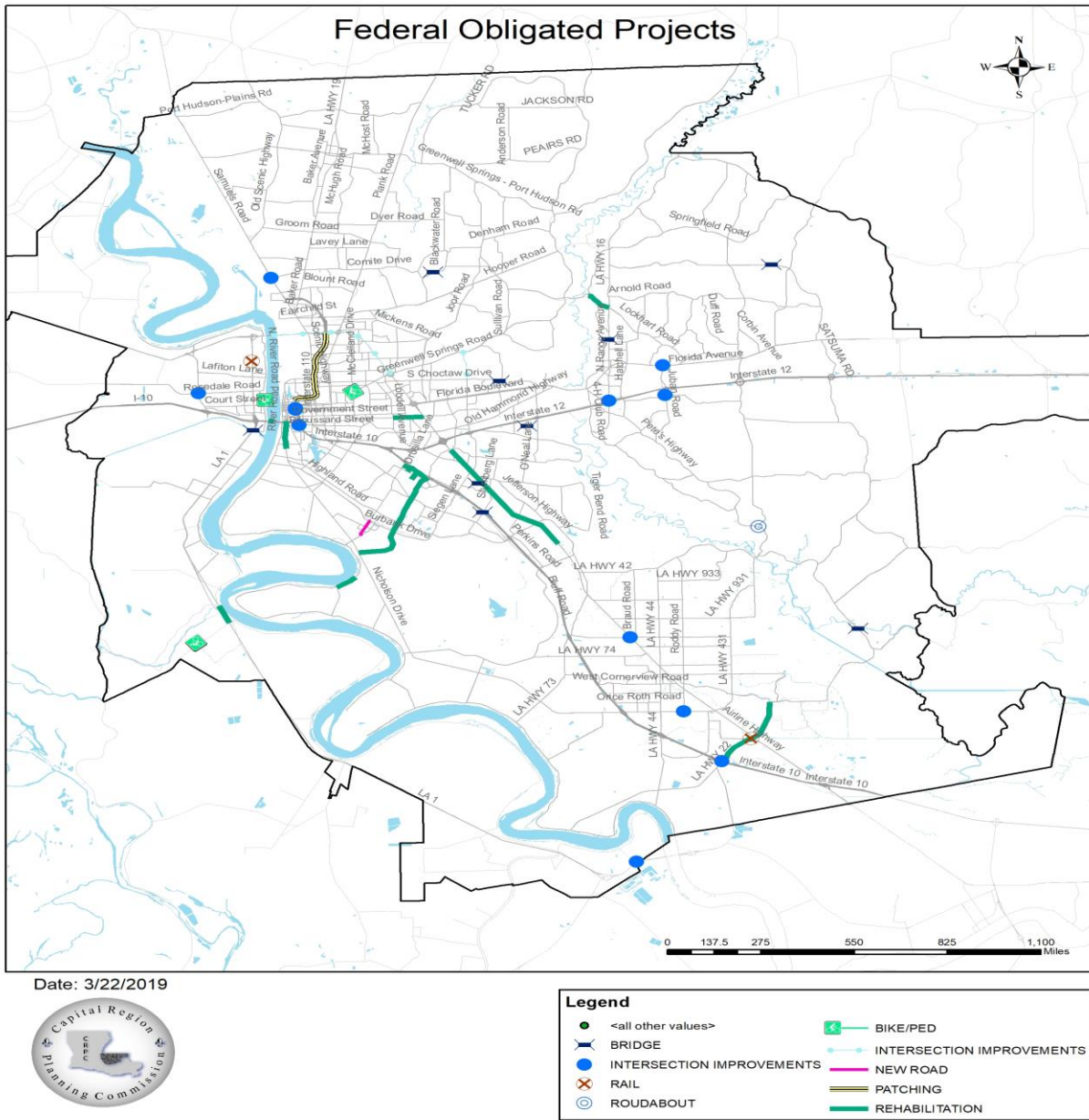
Capital Region Planning Commission  
ANNUAL LISTING OF FEDERALLY OBLIGATED PROJECTS



**Figure 3. FY 2018 Federally Obligated Highway/Bridge Projects by Funding Category**

Figure 3 shows the distribution of funds between various funding sources for the highway projects with the largest percentage of highway/bridge funds (33% total) obligated to NHPP funding. These funds are used within the metropolitan area to fund roadway reconstruction, rehabilitation, traffic operational improvements, bicycle and pedestrian facilities, and studies

Capital Region Planning Commission  
 ANNUAL LISTING OF FEDERALLY OBLIGATED PROJECTS



**Figure 4. Map of FY 2018 Federally Obligated Highway Projects/Phases**

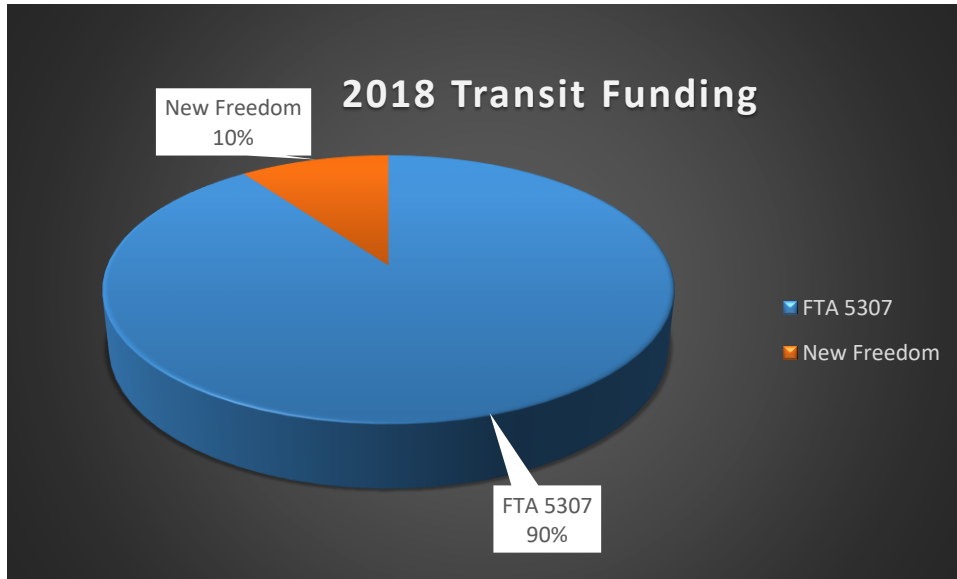
Along with the tables for the highway projects, Figure 4, a map of the highways projects is also provided to display the locations of the projects within the Capital Regions. Also provided in Appendix A, are individual maps to offer a closer look at the location of each project.

Capital Region Planning Commission  
ANNUAL LISTING OF FEDERALLY OBLIGATED PROJECTS

**Table 3. Listing of Transit Projects**

Echo	Date	Description	100% amount	Fund
18-1	7-Nov-17	PM for 2017	\$1,507,615.00	FTA 5307
18-2	20-Dec-17	Bus Lease for 2017	\$311,729.00	FTA 5307
18-3	8-Jan-18	PM for 2017	\$1,208,848.75	FTA 5307
18-4 and 18-5	20-Feb-18	CRPC for 2017	\$46,395.00	FTA 5307
18-4 and 18-5	20-Feb-19	CRPC for 2017	\$54,848.00	FTA 5307
18-6	13-Apr-18	PM for July - Oct 2017	\$1,093,750.00	FTA 5307
18-7	24-Apr-18	Additional 5% for bus lease---only charged 80% first time	\$16,407.00	FTA 5307
18-8	5-Jun-18	CRPC for 2018	\$17,021.00	FTA 5307
18-9	5-Jun-18	Bus lease for 2018	\$328,136.47	FTA 5307
18-10	5-Jul-18	Preventive Maintenance October 2017 - December 2017	\$875,000.00	FTA 5307
18-11	18-Jul-18	New Freedom Salaries and Operating	\$134,024.00	New Freedom
			\$312,057.00	New Freedom
			\$93,322.00	New Freedom
			\$69,344.00	New Freedom
		<b>TOTAL</b>	<b>\$6,068,497.22</b>	





**Figure 5. FY 2018 Federally Obligated Transit Projects by FTA Funding Category**

Figure 5 summarizes the funding for the transit projects sorted by funding source. Majority of the transit funding comes from FTA Section 5307. These funds are used for capital, operating assistance, preventive maintenance and planning purposes for mass transportation improvements in urbanized areas.